

It's not an Optiportal

Paul Bourke
iVEC @ University of Western Australia

Motivation

- Viewing geometric datasets that require high resolution to resolve the structure.
- Exploring image data by being able to see detail and the context simultaneously.

High resolution display options - Part 1

- High resolution projector(s).
- Issue: High price tag, \$150,000 - \$250,000.
- Requires four 4K projectors to achieve 32MPixels.
- Occupy significant space and have noise/heat issues.




JVC DLA-SH4K
4096 x 2400



Sony SRX-T420
4096 x 2160

High resolution display options - Part 2

- Array of more commodity projectors.
- Can create an edge blended seamless display.
- Problems:
 - High space requirements.
 - High cost of ownership and maintenance.
Especially for edge blending and colour calibration.
 - High resolution requires a large numbers of projectors.
16 HD projectors required for 32MPixels.



3 x 3 array of HD projectors from VisBox
(18 MPixels)



Centre for Comparative Genomics,
iVEC @ Murdoch University, West Australia

High resolution display options - Part 3


- Tiled LCD panels with small bezels.
- Currently small bezels (millimeter or so) are only available in relatively low resolution panels.
- For example the Mitsubishi VS-L46XM70 has a 3mm Bezel but only 1366 x 768 pixels. Would require 30 panels to achieve 32MPixels.

Limitations and design goals

- Insufficient funds for a 4 x 4K projector approach.
- There is insufficient space in the UWA visualisation laboratory for a tiled rear projector solution.
- Strong desire to be able to run “any” software.
Not limited to cluster aware of locally developed solutions only.
- First application was group viewing of recently released (at the time) Hubble images in the 6K pixel range.
- Claim: To get raw pixel count, the 2560x1600 pixels of 30 inch DELL displays is the most cost effective solution. 8 panels results in 32MPixels.

First attempt

- First approach was a Mac Pro and 4 x dual link graphics cards.
- Discovered: huge performance penalty when a display context spanned multiple cards.
- Result: Usable but only just.
- The majority of Apple software did not support large enough windows.




15 million point cosmological simulation



Hubble

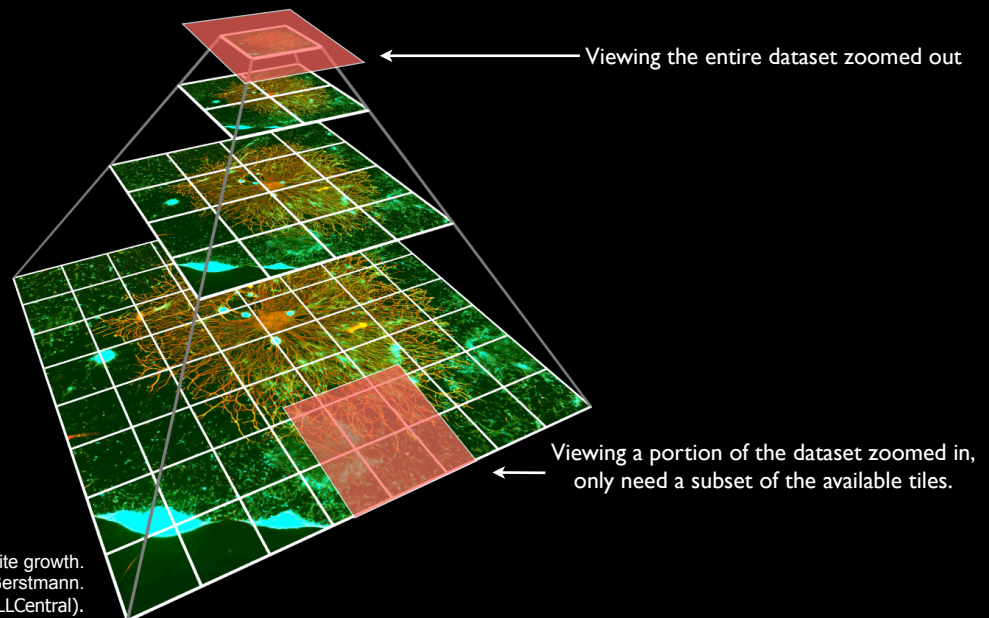
Current solution

- Hardware: Single workstation and two nVidia QuadraPlex units.
- QuadraPlex units result in 8 dual link DVI ports, SLI and genlocked if desired. Based upon the Quadro FX5800 cards.
- Driver support for MSWindows7 and a couple of Linux distributions.
- Result has been high performance and wide software compatibility.



Most commonly used image viewer is iiPviewer

- Based up pyramidal tiff formatted images.
- Read only as much data as can be displayed.



Fluorescent micrograph of DRG neurite growth.
Courtesy Derek Gerstmann.
Alysia Buckley, Stuart Hodgetts (CELLCentral).

Application examples

- Teaching in Geology.
- Live exploration in GoogleEarth while discussing geological processes.



Digital terrain maps


- 50,000 pixel square aerial photography at 30FPS.
- Good colour calibration can be achieved across the displays.



ASKAP site at Boolardy
50,000 x 50,000 pixels

Remaining issues / disadvantages

- nVidia support for rotated displays is not what it could be.
- Doesn't scale to higher resolution without reverting to cluster aware software.
- MSWindows 7 likes to place small dialog boxes here.



Courtesy Peter Morse

Comments / Questions



Which do you think would be the more “engaging”?